



Council of Chapter Representatives

June 2025  
Louisville, Kentucky

# Safety Isn't a Binder ... it's a Behavior

Cheryl Sprague  
SMACNA Sacramento

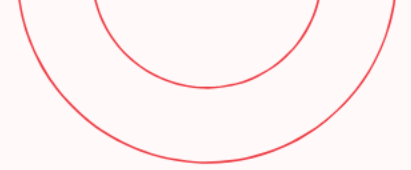
# Today's Goal



- Inspire and equip Chapter leadership to create a top-down safety culture.
- Share practical tools, real examples, and a replicable framework.

# The Role of the Chapter

The Safety Committee of SMACNA Sacramento is committed to helping our members build a culture of safety within their organizations. We provide resources, education, and guidance to support their safety goals. Through ongoing programming, policy development, and collaboration, we aim to elevate safety standards across the chapter, ensuring the well-being of workers and the success of our members' businesses. Our mission is to improve safety practices and foster lasting partnerships built on trust, shared knowledge, and collective growth.

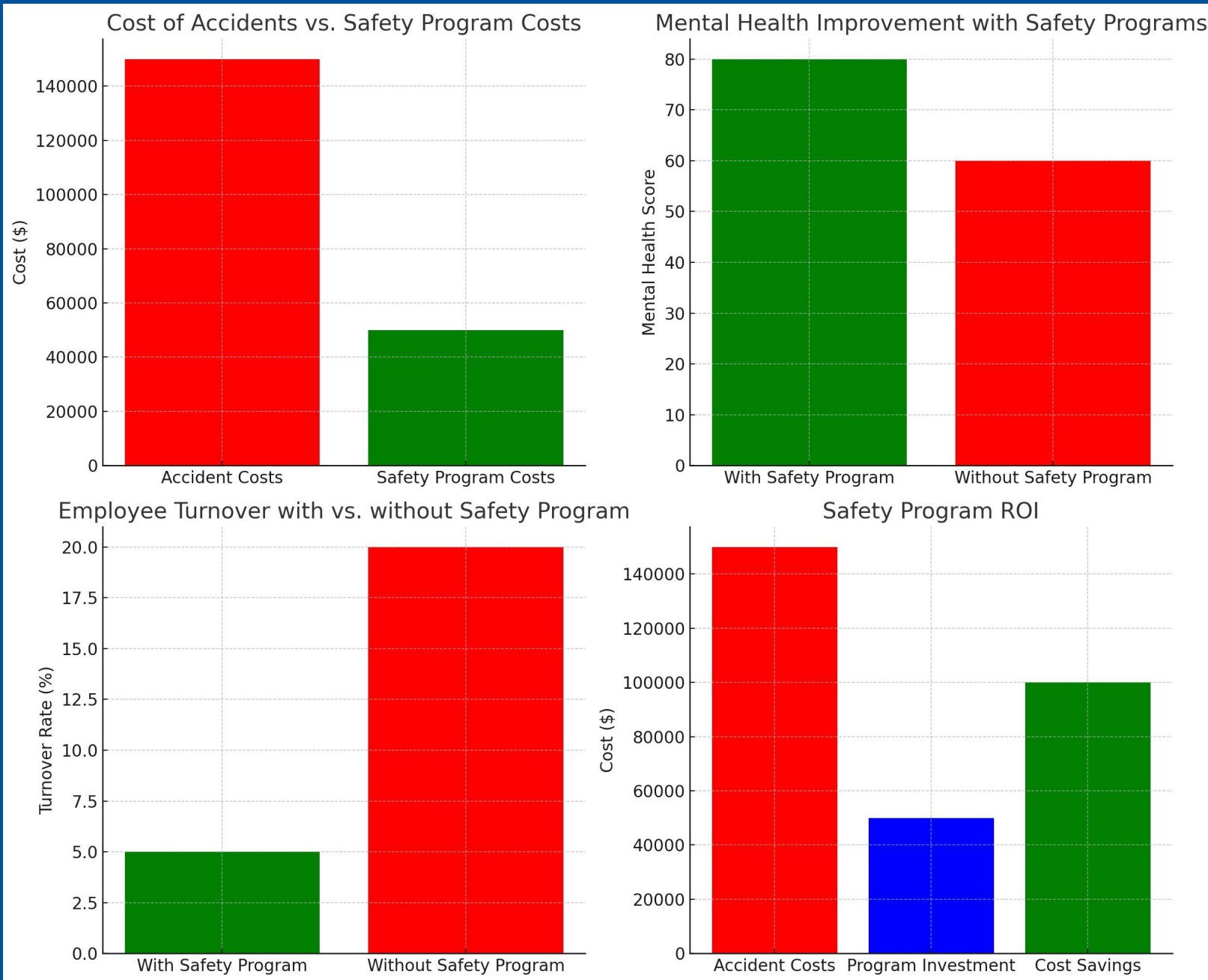


# Why a Safety Culture?



- ✓ Real risks: Injuries, fatalities, lost time
- ✓ Real costs: \$42K per injury, \$1M+ per fatality
- ✓ Every \$1 spent on safety returns \$2 to \$6
- ✓ Safety culture = smarter, safer, stronger companies
- ✓ Real impact: morale, retention, reputation







# Key Components of our Chapter Program

- CPR Certification
- Weekly Toolbox Talks
- Quarterly Zoom Meeting
- Annual Safety Meeting



# Through the Chapter Training

## ➤ CPR Training & Certification

- ✓ Benefit of membership
- ✓ Including the JATC

## ➤ First Aid Training

## ➤ Naloxone Training

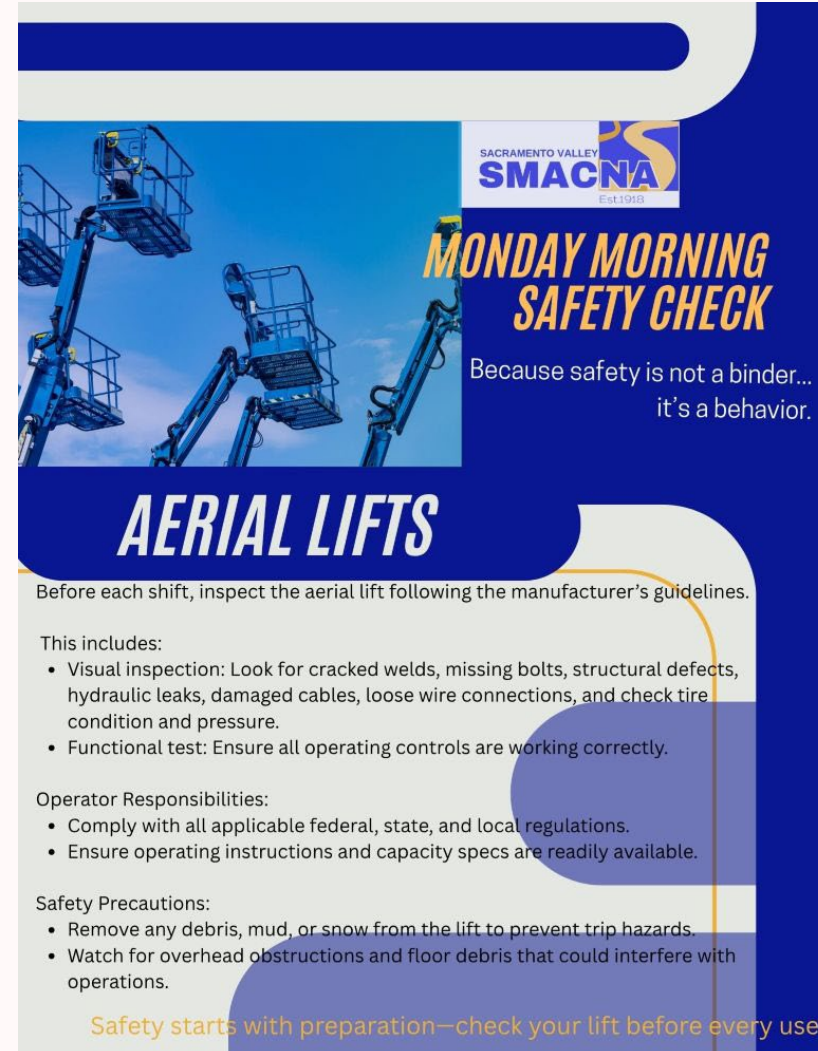


Partner with certified providers such as:

- ✓ Red Cross
- ✓ American Heart Association
- ✓ Kaiser Permanente

# Weekly Toolbox Talks

- Keep Safety at the Forefront
- Consistent communication impacts behavior
- Same time every week (5am Monday)
- Building our database
- Free tool – adapted from SMACNA's toolbox talk manuals
- Stored on website for later use



The poster features a blue background with a white and yellow border. At the top left, there is a photograph of three blue aerial lifts against a clear blue sky. To the right of the photo is the SMACNA logo, which includes the text 'SACRAMENTO VALLEY' and 'Est. 1950'. Below the logo, the text 'MONDAY MORNING SAFETY CHECK' is written in large, bold, yellow letters. Underneath this, a quote reads: 'Because safety is not a binder... it's a behavior.' The title 'AERIAL LIFTS' is prominently displayed in large, white, italicized letters. Below the title, the text 'Before each shift, inspect the aerial lift following the manufacturer's guidelines.' is followed by a list of inspection steps: 'This includes:' followed by 'Visual inspection: Look for cracked welds, missing bolts, structural defects, hydraulic leaks, damaged cables, loose wire connections, and check tire condition and pressure.' and 'Functional test: Ensure all operating controls are working correctly.' Below this, 'Operator Responsibilities:' are listed as 'Comply with all applicable federal, state, and local regulations.' and 'Ensure operating instructions and capacity specs are readily available.' Finally, 'Safety Precautions:' are listed as 'Remove any debris, mud, or snow from the lift to prevent trip hazards.' and 'Watch for overhead obstructions and floor debris that could interfere with operations.' The poster concludes with the statement 'Safety starts with preparation—check your lift before every use!' in yellow text.

**SMACNA**  
SACRAMENTO VALLEY  
Est. 1950

**MONDAY MORNING  
SAFETY CHECK**

Because safety is not a binder...  
it's a behavior.

**AERIAL LIFTS**

Before each shift, inspect the aerial lift following the manufacturer's guidelines.

This includes:

- Visual inspection: Look for cracked welds, missing bolts, structural defects, hydraulic leaks, damaged cables, loose wire connections, and check tire condition and pressure.
- Functional test: Ensure all operating controls are working correctly.

Operator Responsibilities:

- Comply with all applicable federal, state, and local regulations.
- Ensure operating instructions and capacity specs are readily available.

Safety Precautions:

- Remove any debris, mud, or snow from the lift to prevent trip hazards.
- Watch for overhead obstructions and floor debris that could interfere with operations.

Safety starts with preparation—check your lift before every use!



# Quarterly Safety Zoom



- Asbestos and Lead: Lurking Hazards on the Job Site
- When OSHA Comes Knocking: Navigating Inspections and New Regulations
- Flammable and Combustible: Safeguarding Workers and Worksites
- Hot Topics: New Innovations in Heat Illness Prevention



JOIN US FOR

# SAFETY DAY & FORK LIFT RODEO

MAY 30, 2025

7:00AM-3:00PM

HOSTED BY: SMACNA SACRAMENTO  
VALLEY & SMART LOCAL 104

HAVE YOU INSPECTED  
**SMART** LOCAL 104  
SHEET METAL WORKERS' UNION  
YOUR HARD HAT TODAY?

# Safety Day

## Key Components

- Group Stretch
- Series of toolbox talks
- Naloxone Training
- Fire Suppression
- Law Enforcement
- MAP

Education

- PPE Suppliers
- Skin Cancer Screening
- Chiropractic Care / Good Feet
- Fire Prevention
- 24 Hour Fitness
- Hydration Packs
- Wearable Safety Tech (Apple)
- AFLAC
- First Aid Kits
- Equipment Rentals (lifts etc)

Expo

- Breakfast & Lunch
- Give-a-Ways
- Forklift Rodeo

Entertainment

# Toolbox Talks



## 1<sup>st</sup> Round

- Gear Up for Safety: the Power of PPE
- Responding with Confidence: Jobsite Emergency Protocol
- Hot Work/Cool Heads: Heat Illness Prevention
- Lift Right /Live Bright: Mastering Material Handling

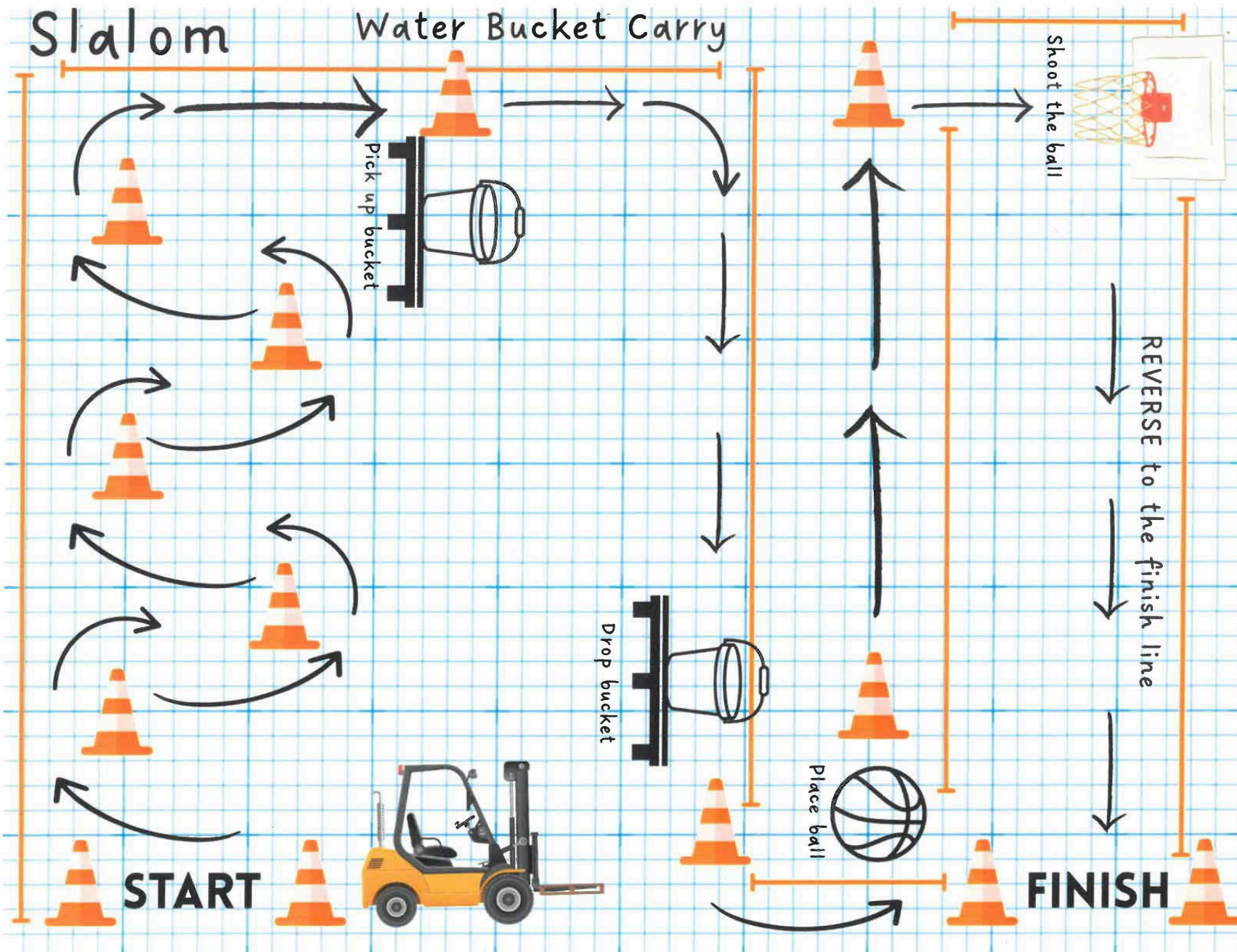
## 2<sup>nd</sup> Round

- Ignite Awareness & Extinguish Risks: Fire Prevention
- On the Road to Responsibility: Safe Company Driving
- Current Risks: Navigating Electrical Hazards for Non-Electricians
- Tools of the Trade: Safety & Management of Common Tools



# Slalom

# Water Bucket Carry



# SCORE CARD



Driver: \_\_\_\_\_



Total Points: \_\_\_\_\_

Time: \_\_\_\_\_

1

## Slalom

5 points possible. Judge, please deduct 1 point for any knocked down tennis balls.



2

## Water Bucket

5 points possible. Judge please deduct points for splashing water.



3

## Basket Ball

Start with 5 points. Deduct 5 points for dropping the ball. Add 3 points for making the basket. Add 1 point for driving backwards to the finish line.





# Budget Considerations



## CPR Training

### Initial Set-Up

Instructor Certification:	\$935.00
4 x CPR Manikins:	\$758.00
12 x knee pads:	\$ 30.00

### Per Class (8 students)

CPR masks, gloves & wipes	\$ 63.00
Face Shields	\$ 6.00
State Fees	\$400.00

## Annual Safety Fair

Breakfast	\$ 720.00
Lunch	\$1,500.00
Beverages	\$ 500.00
Printing	\$ 500.00
Give-a-Ways	\$2,500.00
Tents/Table/Chairs	\$ 640.00
Forklift Rental	\$ 850.00
Course Set Up	\$ 680.00
A/V Equip Rental	\$ 250.00

Total: \$8,140.00 Per Person Cost:\$135.00

# The ROI on Safety Programs



- ✓ Reduced Incidents  
*(Fewer workers' comp claims = reduced premiums)*
- ✓ Mental Health
- ✓ More Professional Training
- ✓ Morale & Retention
- ✓ Reputation
- ✓ Culture of Safety district wide





"An ounce of prevention is worth a pound of cure."  
- Benjamin Franklin

# THANK YOU FOR LISTENING

